


King Edward VI Academy Key Stage 5 performance in 2016

Our Sixth Form centre operates on the site of King Edward VI Academy in Spilsby and Havelock Academy in Grimsby. Whilst each academy has its own range of courses, teaching bases and individual uniform there is a strong partnership between our two learning centres.

All KS5 Results are combined with Havelock Academy. This document contains results obtained from the Department for Education's School Performance Tables for Havelock Academy's Sixth Form.

A-Levels

The progress students have made at A-Level compared with students across England:

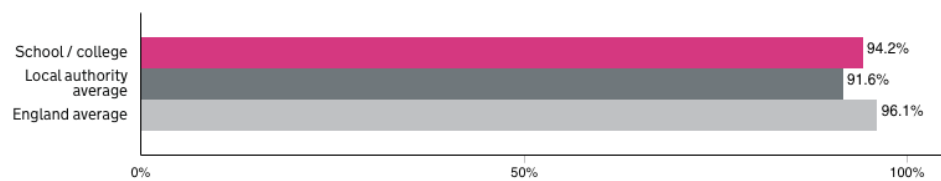
| | |
|---|--|
| School / college score Confidence interval | -0.22 -0.48 to +0.03 171 entries |
| Well above national average (about 4% of schools in England) | |
| Above national average (about 12% of schools in England) | |
| Average (about 60% of schools in England) |  |
| Below national average (about 20% of schools in England) | |
| Well below national average (about 4% of schools in England) | |
| National average | 0.00 |

The average grade that students achieve:

| | | |
|--|-----------|----------------|
| School / college | D- | (17.38 points) |
| Number of Students | 71 | |
| North East Lincolnshire average (Local Authority) | C- | (26.04 points) |
| National Average | C+ | (31.79 points) |

Percentage of students completing their main study programme:

Number of students enrolled to study mainly A levels: 52



Applied general qualifications

The progress students have made in applied general qualifications compared with students across England:

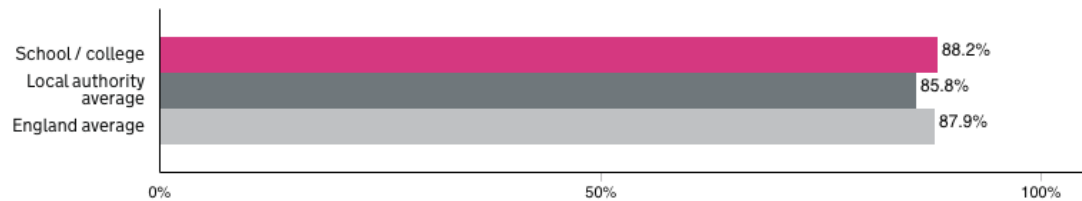
| | |
|---|----------------|
| School / college score | +0.16 |
| Confidence interval | -0.11 to +0.43 |
| | 70 entries |
| Well above national average (about 4% of schools in England) | |
| Above national average (about 32% of schools in England) | |
| Average (about 40% of schools in England) | ● |
| Below national average (about 20% of schools in England) | |
| Well below national average (about 4% of schools in England) | |
| National average | 0.00 |

The average grade that students achieved:

| | | |
|---|--------------|----------------|
| School / college | Dist | (34.03 points) |
| Number of Students | 46 | |
| North East Lincolnshire average <small>(Local Authority)</small> | Dist- | (32.04 points) |
| National Average | Dist | (34.69 points) |

Percentage of students completing their main study programme:

Number of students enrolled to study mainly Applied General qualifications: 34



Tech levels (occupational qualifications)

Completion and attainment:

Number of Tech Level learning aims (total number of qualifications studied by all students): SUPP

| | School / college | North East Lincolnshire average (local authority) - state funded schools / colleges | England average- state funded schools / colleges |
|--|------------------|---|--|
| Completion and attainment score | SUPP | -0.12 | 0.00 |



King Edward VI Academy

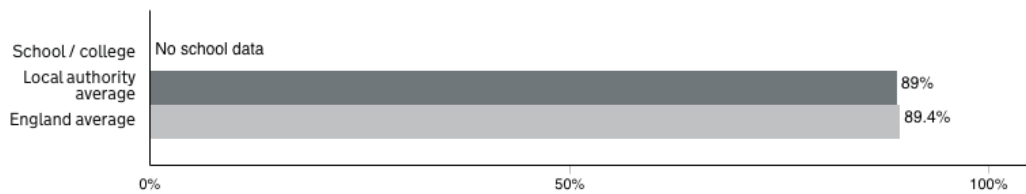
★★★★★
Broadening Horizons

Average grade that students achieved:

| | | |
|--|---------------|----------------|
| School / college | NE | (points) |
| Number of Students | NE | |
| North East Lincolnshire average (Local Authority) | Merit+ | (27.53 points) |
| National Average | Dist- | (30.77 points) |

Percentage of students completing their main study programme:

Number of students enrolled to study mainly Tech Levels: SUPP

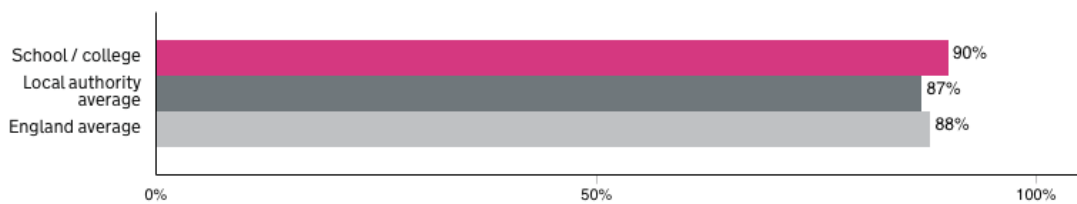


English and Maths

| | Number of students | School / college | North East Lincolnshire average (local authority) - state funded 16-18 schools / colleges | England average - state funded 16-18 schools / colleges |
|-------------|--------------------|------------------|---|---|
| English | 15 | 0.80 | -0.12 | -0.10 |
| Mathematics | 18 | 0.28 | -0.23 | -0.13 |

Student destinations (education and employment after 16 to 18)

Number of students: 50 students



David Ross Education Trust
Broadening Horizons